

## The Rhythm Drill Book Series 2<sup>nd</sup> Edition

*The Rhythm Drill Book Series 2<sup>nd</sup> Edition* is a resource for aspiring musicians of all ages and disciplines to improve their sense of rhythm and meter. Every teacher has seen students struggle with interpreting rhythmic patterns, either when learning new repertoire or when sight reading. Even if the rhythmic execution is technically correct, the underlying pulse may be unsteady or lacking in forward momentum.

The *Rhythm Drill Books* were developed in response to the need for graded drills to learn critical rhythmic skills. They can be used for home practice and during lessons, as well as for semi-private or group settings. Through regular practice, the *Drill Books* help develop a stronger sense of rhythm and pulse, and at the same time improve sight reading abilities.

*The Series* is divided into three levels, available in one complete volume as a teachers' resource, or separately for students' use. The levels are loosely based on the RCM 2022 Piano Syllabus\*.

- Junior                      Preparatory and Levels 1 to 4
- Intermediate            Levels 5 to 8
- Senior                      Levels 9 to ARCT

Features in the *Series* . . .

- white boxes highlight the featured rhythmic patterns and/or meters
- blank measures provide space to create customized drills
- ties and “pick-ups” can be added as required

PIANOWORKBOOK.COM

\* © 2022 The Frederick Harris Music Co., Limited, Toronto, Ontario, Canada. All rights reserved. Used with permission.

# Using the Rhythm Drill Books

## Meter

- meter is the regular pulse or basic beat
- to keep the beat steady:
  - use a metronome
  - tap the beat with the foot
  - count the beat out loud
  - tap the beat with the left hand, while tapping the rhythm with the right hand

## Rhythm

- rhythm is the variety of patterns heard within the context of the basic beat
- to execute the rhythm correctly, use one of the following methods:




- count the basic beat
- count the subdivisions
- articulate the rhythm with syllables
- articulate the rhythm with words

1      2      3      4  
 1 & 2 & 3 & 4 &  
 ti ti ti ti ti ti ta  
 ap-ple ap-ple ap-ple pie

## Reading the Drills

- to practice the drills, read:



## Too Easy?

- execute the rhythms while tapping the basic beat **and** count out loud
- continue from one drill to the next without pausing
- increase the metronome speed and be sure to look ahead to the next drill
- practice the rhythms as duets:
  - one person taps the basic beat while the other taps the rhythm
  - one person taps the first column, while the other taps the second
  - each person taps rhythms from a selected column in any order they choose

# Table of Contents

## JUNIOR LEVEL

Rhythm Index ..... 6  
 Preparatory ..... 8  
 Junior  
     Simple Meter..... 16  
     Compound Meter..... 46  
     Irregular Meter ..... 50  
     Mixed Meters..... 53  
     Blank Measures ..... 56

## INTERMEDIATE LEVEL

Rhythm Index ..... 60  
 Simple Meter ..... 62  
 Compound Meter ..... 88  
 Irregular Meter..... 102  
 Mixed Meter ..... 106  
 Blank Measures ..... 110

## SENIOR LEVEL

Rhythm Index ..... 116  
 Simple Meter ..... 118  
 Compound Meter ..... 148  
 Irregular Meter..... 168  
 Mixed Meter ..... 172  
 Blank Measures ..... 176

# Rhythm Index

	$\frac{4}{4}$	$\frac{3}{4}$	$\frac{2}{4}$	$\frac{5}{4}$
	p. 8	p. 11	p. 15	/
	p. 9	p. 11	/	/
	p. 9	/	/	/
	p. 12	p. 13	p. 15	/
	p. 16	p. 17	p. 20	/
	p. 18	p. 19	p. 20	/
	p. 24	p. 25	p. 30	/
	p. 28	p. 29	p. 30	/
	p. 34	p. 35	p. 38	/
	p. 36	p. 37	p. 39	/
	/	/	/	p. 51
	/	/	/	p. 51













# Rhythm Index

	$\frac{3}{8}$	$\frac{6}{8}$	$\frac{5}{8}$	$\frac{7}{8}$
	p. 42	p. 46	/	/
	p. 42	/	/	/
	p. 43	/	/	/
	p. 43	/	/	/
	p. 44	p. 47	/	/
	p. 44	p. 46	/	/
	p. 44	/	/	/
	p. 45	/	/	/
	p. 45	/	/	/
	/	/	p. 50	p. 52
	/	/	p. 50	p. 52














# Rhythm Index

	$\frac{4}{4}$	$\frac{3}{4}$	$\frac{2}{4}$	$\frac{2}{2}$	$\frac{3}{2}$	$\frac{5}{4}$
	p. 62	p. 63	p. 80	p. 83	p. 85	/
	p. 64	p. 65	p. 80	p. 83	p. 85	/
	p. 66	p. 67	p. 80	p. 82	p. 84	p. 103
	p. 68	p. 69	p. 80	p. 82	p. 84	p. 103
	p. 70	p. 71	p. 80	/	/	/
	p. 72, 74	p. 73, 75	p. 80	/	/	/
	/	/	/	p. 83	p. 85	/
	/	/	/	p. 83	p. 85	/
	p. 86	p. 87	/	/	/	/
	p. 86	p. 87	/	/	/	/
	/	/	/	/	/	p. 103
	/	/	/	/	/	p. 103














# Rhythm Index

	$\frac{6}{8}$	$\frac{9}{8}$	$\frac{5}{8}$	$\frac{7}{8}$	$\frac{8}{8}$	$\frac{10}{8}$
	p. 88	p. 99	/	/	/	/
	p. 89	p. 99	/	/	/	/
	p. 90	p. 98	p. 102	p. 104	/	/
	p. 91	p. 98	p. 102	p. 104	/	/
	p. 92	p. 98	p. 102	p. 104	/	/
	p. 93	p. 99	/	/	/	/
	p. 94	p. 98	/	/	/	/
	p. 95	p. 98	/	/	/	/
	p. 96	p. 98	/	/	/	/
	p. 97	p. 98	/	/	/	/
	/	/	p. 102	p. 104	p. 105	p. 104
	/	/	p. 102	p. 104	p. 105	p. 104

# Rhythm Index

	4 4	3 4
	P. 118	P. 119
	P. 120	P. 127
	P. 126	P. 121
	P. 122	P. 123
	P. 124	P. 125
	P. 128	P. 129
	P. 132	P. 129
	P. 130	P. 131
	P. 134	P. 135
	P. 138	P. 139
	P. 140	P. 139
	P. 142	P. 143
	P. 146	P. 147

# Rhythm Index

	6 8	9 8	12 8
	PP. 148-149	P. 164	P. 167
	P. 150	P. 164	P. 166
	P. 151	P. 165	P. 166
	P. 152	P. 164	P. 167
	P. 153	P. 165	P. 167
	P. 154	P. 164	P. 167
	P. 155	P. 164	P. 167
	P. 156	P. 164	P. 167
	P. 157	P. 164	P. 167
	P. 158	P. 164	P. 167
	P. 159	P. 165	P. 167
	P. 160	P. 164	P. 167
	P. 161	P. 164	P. 167